



# **KIPP** Central Ohio

## **2012-2013 Annual Report**

In 2006, a group of committed educational and community leaders participated in--and won--a competition to attract the KIPP network of high performing charter schools to Columbus. In 2008, KIPP Central began enrolling 5th graders and opened its first middle school, KIPP Journey Academy, in the Linden neighborhood.

Every student at KIPP Journey Academy had one collective goal: do everything possible to climb the mountain to and through college. With over 90% of them qualifying for free or reduced-price meals, college seemed like an unattainable goal, but they used every moment at KIPP to advance toward college. They read hundreds of books, solved thousands of math problems, and wrote countless essays.

After four years of tireless work, KIPP Journey Academy promoted its first class of 8th graders this June. The Class of 2016 took the next step in their journey to and through college and enrolled at some of the top performing high schools in Columbus. Some even received scholarships to prestigious schools like Columbus School for Girls, The Wellington School, and Thomas Worthington High School.

With the support of the community, KIPP Central Ohio was able to change the lives of these students. Although this was our first class of 8th graders, it will not be our last. We look forward to helping many more KIPPsters climb the mountain to and through college in the coming years.

**Judge Algenon L. Marbley**  
Chairman of the Board

**Hannah Powell Tuney**  
Executive Director

KIPP, the Knowledge Is Power Program, is a national network of free, open-enrollment, college-preparatory public charter schools with a track record of preparing students in underserved communities for success in college and in life. There are currently 125 KIPP schools in 20 states and the District of Columbia serving more than 39,000 students.



KIPP Central Ohio is located in Columbus, Ohio having opened our flagship school, KIPP Journey Academy, in August 2008. We currently serve over 320 students in 5th through 8th grade.

At KIPP Central Ohio, we understand that a singular focus on the Ohio Department of Education report cards can create an incomplete picture of our success inside and outside the classroom.



Therefore, the KIPP Foundation uses the Healthy Schools & Regions (HSR) framework to provide a clearer picture of success within the KIPP network. Ultimately, the HSR evaluation process empowers every KIPP school and region to view their health holistically from many vantage points.



At KIPP Central Ohio, we utilize the HSR process to continuously guide and evaluate our effectiveness through testing, surveys, and personal feedback. Most importantly, answering “6 Essential Questions” is central to the HSR evaluation process.



QUESTION 1

**Are we serving the children who need us?**

QUESTION 2

**Are our students staying with us?**

QUESTION 3

**Are KIPP students progressing and achieving academically?**

QUESTION 4

**Are KIPP alumni climbing the mountain to and through college?**

QUESTION 5

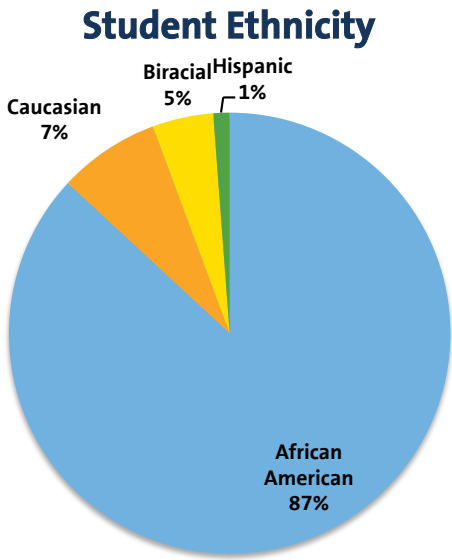

**Are we building a sustainable people model?**

QUESTION 6

**Are we building a sustainable financial model?**

ARE WE SERVING THE CHILDREN WHO NEED US?

At KIPP Central Ohio, we are guided to serve the highest needs communities in Columbus through our mission. To evaluate our effectiveness at achieving this directive, we track key demographic indicators of our students and focus our recruitment efforts on specific high needs neighborhoods within the city.



*"Everyone makes school so much fun. They are so nice. I love all the smiles and encouragement we get."*

*~De'Lacy Cattledge*



**Favorite Subject:** Reading

**Career Aspiration:** First Woman President of the USA

De'Lacy began attending KIPP Journey Academy in 5th grade after KIPP staff member visited her home during a summer recruitment walk. She loves how she is always challenged to be better, even in Social Studies--her least favorite subject. But, the best part of KIPP for her is the personal connections everyone has with each other.

After leaving home to live with a foster family, her teachers made sure she had comfortable transition. They visited her new home, drove her to and from school, and even let her spend time at their houses to help ease the transition. She will always remember the love and support she felt from her KIPP Team and Family.



# The McGowan Family

*"Joshua and Aniya feel that their voices are heard."*

*~Reverend McGowan*



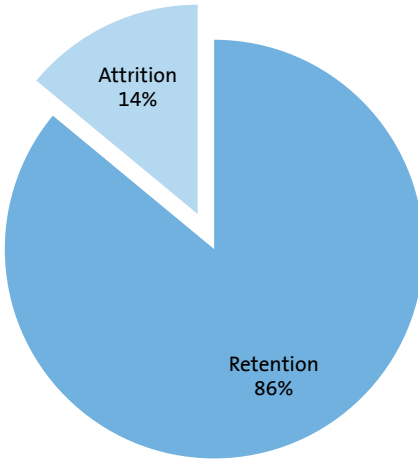
**KIPPsters:** Joshua McGowan - Class of 2017  
Aniya McGowan - Class of 2018

After meeting a group of KIPPsters and teachers, Reverend & Mrs. McGowan became curious about KIPP Journey Academy, but it was the engagement of the students and the warmth of the staff members that compelled them to learn more. After investigating the curriculum, rigor, and instructional time, they toured the school and immediately enrolled Joshua and Aniya. In their third year at KIPP Journey Academy, the balance of academic rigor and warmth that compelled Reverend & Mrs. McGowan to enroll Joshua and Aniya continues today.



## ARE WE SERVING THE CHILDREN WHO NEED US?

Our goal is to ensure every student has the opportunity to attend college and attain a degree. We actively recognize that this takes more than just recruiting them to join the KIPP Central Ohio Team and Family, but we must also keep them here. In short if they are not with us, we cannot teach them. Therefore, we closely monitor our attrition rate as a lead indicator of how well we are maintaining our commitment to our KIPPsters.

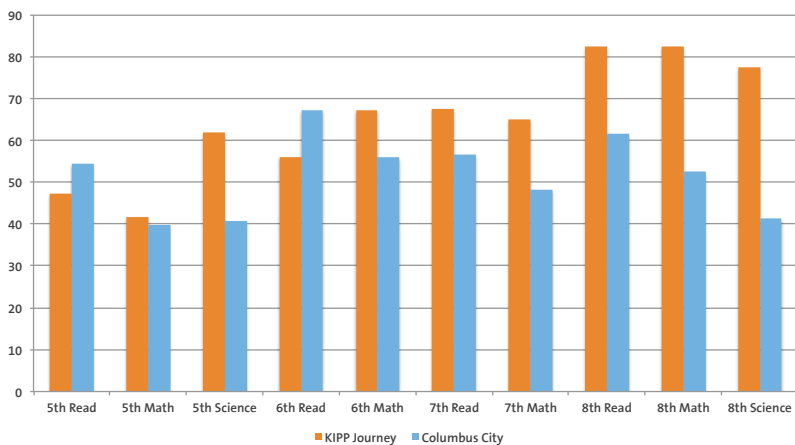


Are our students staying with us?

## ARE OUR STUDENTS PROGRESSING AND ACHIEVING ACADEMICALLY?

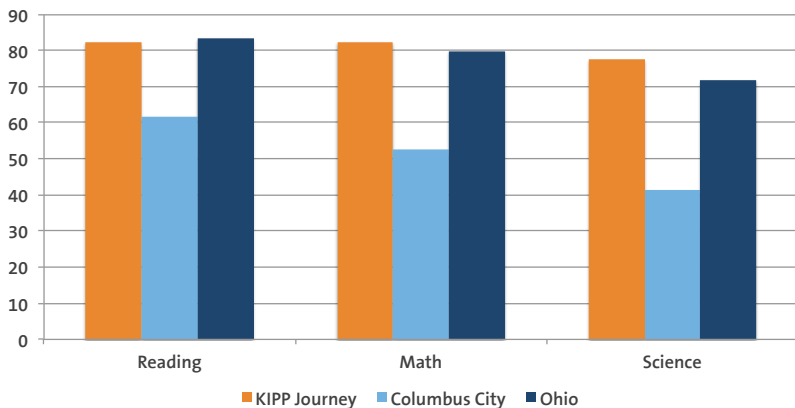
Each year, every student at KIPP Journey Academy takes the Ohio Achievement Assessment. The results allow us to gauge our KIPPsters' academic progress compared to other schools in the region and state.

**2012 OAA Proficiency Levels by Subject**



*KIPP Journey Academy out performed Columbus City School in 8 of 10 subjects tested on the Ohio Achievement Assessment*

**2012 OAA Proficiency Levels for the Outgoing 8th Grade Class**



*KIPP Journey Academy 8th Graders out performed Columbus City School by double digit percentages in all subjects tested on the Ohio Achievement Assessment. They also performed above the state averages in Math and Science.*

In addition to the Ohio Achievement Assessment, the Ohio Department of Education reports on the performance of schools through additional measures:

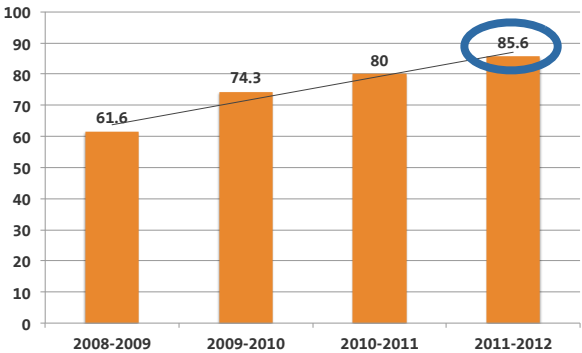
- The state designation indicates the overall health of a school.
- The performance index reflects the achievement of every student enrolled for the academic year.
- The value-added rating represents the progress a school has made with its students since the previous year.

### State Designation

2008-2009	2009-2010	2010-2011	2011-2012
Excellent	Excellent	Excellent	Excellent
Effective	Effective	Effective	Effective
Continuous Improvement	Continuous Improvement	Continuous Improvement	Continuous Improvement
Academic Watch	Academic Watch	Academic Watch	Academic Watch
Academic Emergency	Academic Emergency	Academic Emergency	Academic Emergency

*KIPP Journey Academy has been designated effective for the second consecutive year*

### Performance Index Scores



*Since 2008-2009, KIPP Journey Academy has improved its Performance Index Score every year*

Value-Added Measure  
**ABOVE EXPECTED GROWTH**  
Greater than one year of progress achieved

Are our students progressing and achieving academically?

Accelerating our KIPPsters' academic achievement is our primary responsibility, and we use many methods to gauge their growth. Below is a list of the main assessments we use to measure our students' growth with a brief description of their purpose.

**Northwest Education Association Measures of Academic Progress**

(MAP) is a norm-referenced, computerized, adaptive assessment that gives us students' instructional level in the form of a RIT score and is aligned to Ohio Academic Content Standards. MAP is one of the largest norm-referenced tests, assessing over 5.3 million students worldwide, and provides us with data so we can compare our students achievement to their peers both inside and outside the United States. Our students take MAP in the fall, winter, and spring.

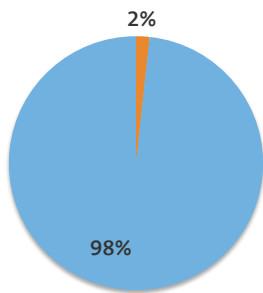
**Fountas & Pinnell (F&P)** is a literacy assessment that evaluates students' reading and comprehension abilities to determine the appropriate independent and instructional level on a scale from A (lowest) to Z (highest, equivalent to a 7th-8th grade reading level). Students receive small-group, targeted instruction daily based on their instructional reading level in guided reading groups. Students are assessed with F&P four to five times a year and as they move toward level Z on the F&P reading scale, their guided reading groups change.

**Interim Assessments** are school-wide, content-specific assessments that align with the Ohio Achievement Assessment directly. They are created in-house by our Performance Evaluation Manager. These assessments measure KIPP Journey Academy's progress toward Adequate Yearly Progress (AYP). These exams are administered three times annually.

**Classroom-Level Formative Assessments** are created for and given to specific classes. Individual teachers design these to measure the specific objectives of each content area. They consist of standards-aligned exams, weekly quizzes, and exit slips administered at varying times throughout the academic year.

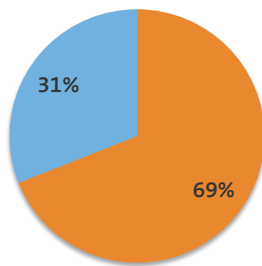
To measure reading growth, we monitor our percentage of students performing below, on, and above grade level as measured by Fountas & Pinnell until they reach the 8th grade level. Below is a comparative breakdown of the 5th grade F&P levels from the beginning and end of the school year.

5th Graders Reading Levels:  
Fall 2011



- On or above grade level
- Below grade level

5th Grader Reading Levels:  
Spring 2012



- On or above grade level
- Below grade level

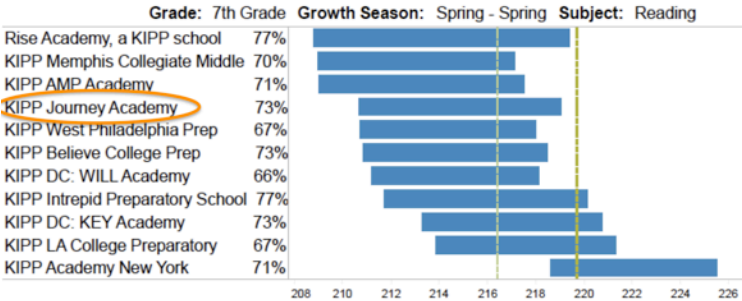
The MAP test allows us to measure each student's baseline at the beginning of the year, then predicts their growth for one academic year. At the end of the year, the students take the MAP to determine their actual performance against the predicted growth.

Grade & Subject	Fall Score	Expected Growth	Spring Score	Actual Growth	Equivalent Years
5th Math	200.3	8	214.4	9.4	1.8
5th Reading	198.6	5	207.1	8.5	1.7
6th Math	203	6	219.3	10.7	2.7
6th Reading	195.6	4	206.5	14.1	2.7
7th Math	216.9	5	227.6	5	2.1
7th Reading	207.9	3	217.3	10.9	3.1
8th Math	226.5	4	234.5	8	2
8th Reading	217.3	3	222.3	16.3	1.7

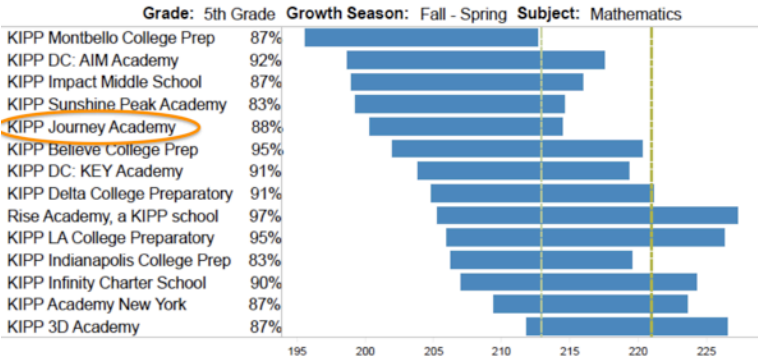
KIPP Journey Students exceeded MAP growth targets in every subject and grade-level, with a minimum of 1.7 years of academic growth.

Are our students progressing and achieving academically?

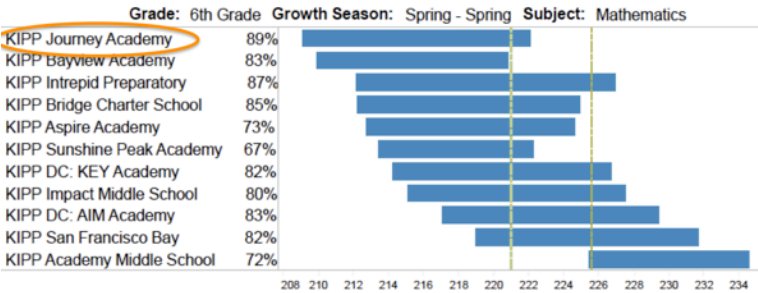
The MAP test also allow us to compare KIPP Journey Academy students' growth with other KIPP schools' growth across the country. KIPP Journey Academy routinely performs in the top tier of all 70 KIPP middle schools.



**KIPP Journey ranked 3rd in the KIPP Network for 7<sup>th</sup> grade reading growth on the MAP test!**

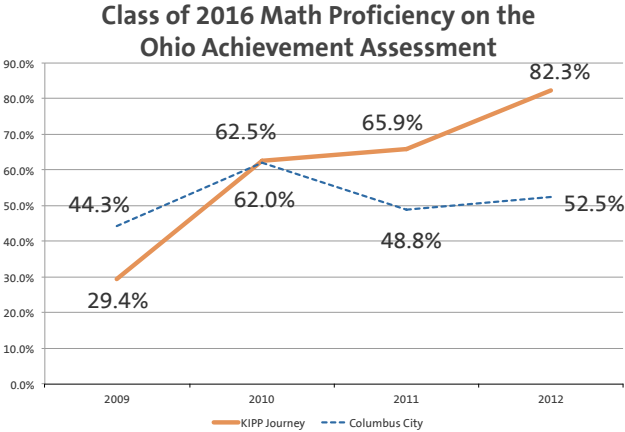


**KIPP Journey is one of the top performers in the KIPP Network for 5<sup>th</sup> grade math growth on the MAP test!**

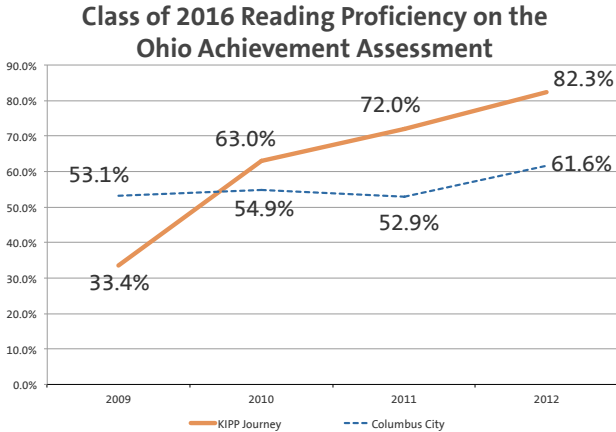


**KIPP Journey ranked 1<sup>st</sup> in the KIPP Network for 6<sup>th</sup> grade math growth on the MAP test!**

The longitudinal data of our 8th grade KIPPsters before they complete their time with KIPP is one of the best indicators of the impact of a KIPP education. Over the course of four years, the Class of 2016 cohort moved from significantly underperforming compared to their peers in Columbus City School to out performing them in every subject by double-digit percentages.



*In their first year, KIPPsters in the Class of 2016 performed nearly 15 percentage points behind their peers from Columbus City School in math. By the time they left KIPP Journey Academy, they performed nearly 30 percentage points above the Columbus City Schools average in math.*



*In their first year, KIPPsters in the Class of 2016 performed nearly 20 percentage points behind their peers from Columbus City School in reading. By the time they left KIPP Journey Academy, they performed over 20 percentage points above the Columbus City Schools average in math.*

Are our students progressing and achieving academically?



As part of our sponsorship contract with the Fordham Foundation, we are required to set and measure our progress toward specific goals. These goals and the progress toward them are listed below.

Requirements	Participation	Achievement
Made Adequately Yearly Progress (AYP) overall	No*	
Made AYP in Reading	Yes	No*
Made AYP in Math	Yes	No**

Indicators	
Received a rating of at least "Continuous Improvement"	Yes
Averaged at least 5% growth on READING portions of the state tests	No*
Averaged at least 5% growth on MATH portions of the state tests	Yes
Averaged at least 5% growth on SCIENCE portions of the state tests	Yes
Averaged at least 5% growth on WRITING portions of the state tests	N/A
Averaged at least 5% growth on SOCIAL STUDIES portions of the state tests	N/A
Outperformed home district average on all portions of the state tests	No*
Outperformed the state community school average on all portions of the state tests	No*
Met or exceeded the "Expected Gain" in READING on the Ohio "Value-Added Metric"	Yes
Met or exceeded the "Expected Gain" in MATH on the Ohio "Value-Added Metric"	Yes

*\*Only 1% of our KIPPsters enter 5th grade reading at grade level and on average they read 2-3 grade levels behind their peers. After two years at KIPP, They read on grade level and from there accelerate past their peers by the time they leave KIPP. Last year our 8th graders scored over 20 percentage points higher on average than Columbus City Schools on the Ohio Achievement Assessment. Every student participates in an intensive, individualized program that meets daily to remediate each student's reading skills.*

*\*\*To make AYP all subgroups of students must meet growth requirements. During the 2011-2012 school year our Special Education subgroup did not meet these requirements in math. This year, we have increased instructional capacity and resources within our Special Education department.*

# ARE OUR ALUMNI CLIMBING THE MOUNTAIN TO AND THROUGH COLLEGE?

To ensure our KIPPsters continue on the path through college, the KIPP Through College program teaches each student how to pursue and enroll in high performing, college preparatory high schools. Every student in the 8th grade class during the 2011-2012 school year was placed in a college preparatory high school and zero were placed in their low performing neighborhood high school.

## Class of 2016 High School Placements

- Arts and College Preparatory Academy
- Bishop Hartley High School
- Centennial High School
- St. Charles Preparatory School
- The Charles School
- Columbus School For Girls
- Eastmoor Academy
- St. Francis DeSales High School
- The Graham School
- Ft. Hayes High School
- The Metro School
- Mifflin High School
- The Wellington School
- Whetstone High School
- Thomas Worthington High School

## Placement Breakdown

- 39% Columbus City Schools high school
- 23% Catholic high schools
- 23% College preparatory charter high school
- 9% Metro High School, sponsored by Battelle and OSU
- 5% Private or suburban college-preparatory high school
- 0% Low-performing neighborhood high school

Are our alumni climbing the mountain to and through college?



Steve was born and raised in Ghana and English is his second language. As a member of the founding class of KIPP Journey Academy, Steve moved from limited to accelerated in reading and from proficient to advanced in math by the end of his second year. His leadership went far beyond the classroom. He served as a computer lab assistant, a breakfast buddy, and mentored younger students to help them overcome obstacles. Steve even had perfect attendance all four years at KIPP, never missing one day of school. In recognition of these achievements, Steve was named The Doris Fisher KIPPster of the Year and received a \$10,000 scholarship from the KIPP Foundation. Steve currently attends St. Charles Preparatory School on full scholarship.

***"Doors are opened for all these deserving, hard working, and intelligent children that might not have opened before KIPP."***

*~Kat Hittle*



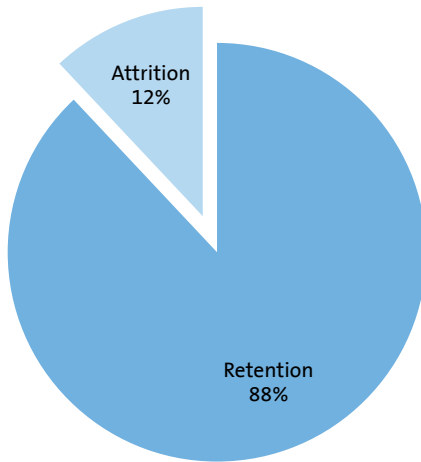
College: Wittenberg University, Bachelor of Arts in English  
Muskingum University, Master in Ed Leadership  
(in progress)

Kat Hittle joined the KIPP Central Ohio team for the 2011-2012 school year, drawn to teach at a school that equally valued academic excellence and character education of every child. This deep commitment led to her students to achieve the 3rd highest growth rate for 7th grade reading in the entire KIPP network of 66 middle schools. This summer, Ms. Hittle was accepted to the KIPP Leadership Team Cohort. After completing leadership classes at the University of Chicago along side 200 other KIPP teachers from across the country, she now serves as the 6th Grade Level Chair and reading teacher.

**Kat Hittle - 6th Grade Reading & Grade Level Chair**

## ARE WE BUILDING A SUSTAINABLE PEOPLE MODEL?

Great people are at the heart of the success we have seen at KIPP Central Ohio. Everyday their commitment to our KIPPsters brightens the future for hundreds of low-income students. To make sure we are creating an environment that will help our staff perform at their best, we track staff satisfaction and attrition rates.



KIPP Central Ohio staff members gave their overall satisfaction with their job

**4.12 out of 5 points**

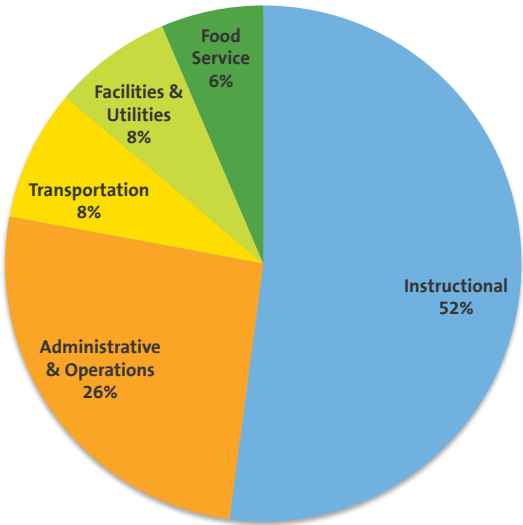
well above the KIPP network average of 3.96 and one of the highest in the entire network

# ARE WE BUILDING A SUSTAINABLE FINANCIAL MODEL?

Stable and sustainable financial resources form the foundation of our ability to serve our students. We closely monitor our fiscal progress throughout the year which allows us to operate with only approximately two-thirds of the expense of Columbus City Schools.

Revenue & Expense Summary	
Revenue:	\$3,765,675
Expenses:	<u>\$3,107,676</u>
Year end balance:	\$657,999

Expenses by category



Are we building a sustainable financial model?

KIPP JOURNEY ACADEMY  
FRANKLIN COUNTY  
STATEMENT OF REVENUES, EXPENSES, AND CHANGES IN NET ASSETS  
FOR THE FISCAL YEAR ENDED JUNE 30, 2012  
UNAUDITED

**Operating Revenues:**

Foundation	\$ 1,928,081
Charges for services and other	12,138
<b>Total operating revenues</b>	<u>1,940,219</u>

**Operating Expenses:**

Personal services	1,732,107
Purchased services	1,109,744
Supplies and materials	202,315
Depreciation	63,510
<b>Total operating expenses</b>	<u>3,107,676</u>

<b>Operating loss</b>	<u>(1,167,457)</u>
-----------------------	--------------------

**Nonoperating revenues and expenses:**

Donations and capital contributions	175,618
Federal & State grants	851,720
Interest expense	(1,729)
<b>Net nonoperating revenues</b>	<u>1,025,609</u>

<b>Change in net assets</b>	(141,848)
<b>Net assets at beginning of year</b>	<u>799,847</u>
<b>Net assets end of the year</b>	<u><u>\$ 657,999</u></u>



## **Executive Committee**

Judge Algenon L. Marbley, Chair

Abigail S. Wexner, Vice Chair

Steve Bishop, Finance Chair

Eddie Harrell, Jr., Secretary

## **Board Members**

Stuart Burgdoerfer

Joe Chlapaty

James H. Gilmour

Denise Glimcher

Katie Kaufman

John Kobacker

Dr. Amy McClure

Kevin Reeves

Blake Thompson

Barbara C. Trueman

Victor Ferguson, Legal Counsel

Alan Hutchinson, Treasurer

Hannah Powell Tuney, Executive Director

We would like to express our deepest gratitude to our many supporters who have helped make our work possible over the past four years.

## Thank you!

100 Black Men of Central Ohio	Fidelity Charitable	NetJets Aviation
Abbott Laboratories Employee Giving	Fifth Third Bank	OhioHealth
Advanced Drainage Systems	Thomas B. Fordham Foundation	Alan Parrott
American Electric Power	Gap Foundation	Paul J. Posoli
Anonymous	Stephen Gentry	Anne Powers
AT&T Foundation	James & Nancy Gilmour	Lou Ann Ransom
Richard Barth	Grange Insurance Companies	Kevin & Kathryn Reeves
Battelle	Sandra W. Harbrecht	Douglas Rogers
Adam Bering	Eddie Harrell	Terry Ryan
Boys & Girls Clubs of Greater Columbus	Hexion Specialty Chemicals, Inc	Michael Schiff
Stuart Burgdoerfer	The Huntington Foundation	James. R. Schwartz, II
Joseph A. Chlapaty	Ingram-White Castle Foundation	David Shouvin
The Columbus Foundation	Larry & Donna James	Eric Shrieber
<i>Neva Collins Fund</i>	Ralph Johnson	Alex Shumate
<i>Sarah Helen Craig Fund</i>	Mathew Kaufman	Siemer Family Foundation
<i>Diversified Education Fund</i>	KIPP Foundation	Eugene Smith
<i>Michael and Jane Endres Fund</i>	Marcia Kleinhenz	Smoot Corporate
<i>David and Catherine Presper Fund</i>	Jerome Kobacker Charities Foundation	Barbara K. Sokol
<i>Public Education Fund</i>	John & Cathe Kobacker	Carter Stewart
<i>Real Family Fund</i>	Lancaster Colony	Donald Stewart
<i>Margrett Shultz Fund</i>	Jeanne Lennon	R A Stewart
<i>Agnes Trimmer Fund</i>	Lennonheads Salon	Blake Thompson
<i>Mabel and Vernon Watts Fund</i>	Limited Brands Foundation	Barbara Trueman
Columbus Partnership	Michael Long	Turner Construction
Crane Group Companies	M/I Schottenstein Homes Foundation	Company
Daimler Group Foundation	Jason Malone	David Uldricks
The Dallas Foundation	Craig Marshall	United Way of Central Ohio
Adam Davis	Geoffrey Maul	Walton Family Foundation
Paul Davison	Brenda McAuliffe	Ric Wanetik
Irving Dennis	Jenny & Shawn McKenna	Wexner Family Fund
Walter Dennis	Meuse Family Foundation	Douglas Williams
Paul G. Duke Foundation	Moritz Family Foundation	Jeff Willis
Easton Community Foundation	Brian Murphy	Frank Wobst
Edwards Foundation	Joseph Murphy	Wolfe Associates
Mark Erickson	National City Bank	William Wood
Ernst & Young	Nationwide Mutual Insurance	Brian Zehentbauer
	Paul Naumoff	Vincent Zuccaro

Our KIPP Families & the Families of our KIPP Staff Members

# At KIPP, we believe.

We believe in the creation of inspired lives  
produced by desire, discipline, and dedication.

We are not frightened  
by the challenges of reality  
but believe that we can change our world  
and our place within it.

We work, plan, create, and dream.  
Our talent, character, and integrity  
will be the tools we need  
to build a better tomorrow.

We believe that we can take  
this place, this time, and the people here  
and build a better place, a better time,  
and a better people.

As a team and a family,  
we will either find a way or make one.

*– Inspired by Providence St. Mel School Motto*